

Build a hibernaculum

Great for amphibians and reptiles!

wildlife
watch




You will need:

- Spade



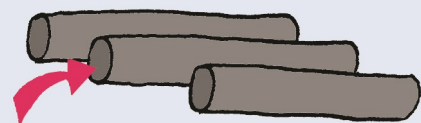
- Logs and branches



- Rocks and bricks




- 2-3 drainpipe off-cuts or cement pipes

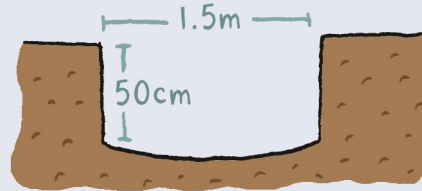


If using plastic drainpipes, roughen the insides with sandpaper so that they are not too slippery for animals to climb


- Turf or meadow flower seeds (optional)



- 1 In a sunny spot, dig a hole about 50cm deep and 1.5 metres across.




- 2 Fill with logs, branches, bricks and rocks, leaving plenty of gaps in between.



- 3 Insert entrance tubes (drainpipes) at ground level into the pile.



- 4 Cover the pile with soil (to about 50cm high).



- 5 You can plant meadow seeds or turf over the mound.

